

NESS

COMFORTABLE PANORAMIC VISION

Ness combines comfort and close protection thanks to its ultra-wraparound frame. Ness keeps you safe thanks to its all-round vision.



NESSPSI



NESSPSF



RUSHKITS (option)
Strap









28g

- + ULTRA-WRAPAROUND FRAME**
- + FASHIONABLE STRAIGHT TEMPLES**
- + PANORAMIC FIELD OF VISION**
- + NON-SLIP BRIDGE**

bollé
SAFETY

NESS

COMFORTABLE PANORAMIC VISION

MODEL	VERSIONS	REFERENCES	LENS MARKING	FRAME MARKING	COATINGS
NESS	 Clear	NESSPSI	2C-1,2  1 FT $\text{C}\epsilon$	 EN166 FT $\text{C}\epsilon$	Anti-scratch/Anti-fog
	 Smoke	NESSPSF	5-3,1  1 FT $\text{C}\epsilon$	 EN166 FT $\text{C}\epsilon$	Anti-scratch/Anti-fog
	Strap only (option)	RUSHKITS	-	-	-

LENS MARKING

Optical class symbols:

1. Continuous work

Mechanical strength symbols:


F. Low energy impact, resists a 6 mm, 0.86 g ball at 45 m/s
Maximum protection for glasses.

T. The letter T, immediately after the mechanical strength symbol, authorises use for high speed particles at extreme temperatures.

Others symbols:

K. Resistance to surface damage by fine particles

N. Resistance to fogging


$\text{C}\epsilon$ European standard  Manufacturer name

FRAME MARKING

EN 166: guaranteed minimum resistance of the protective eyewear against everyday risks including dropping the protective eyewear onto the ground, ageing by light exposure, exposure to heat or corrosion etc.

F. Low energy impact, resists a 6 mm, 0.86 g ball at 45 m/s
Maximum protection for glasses.

T. The letter T, immediately after the mechanical strength symbol, authorises use for high speed particles at extreme temperatures.

$\text{C}\epsilon$ European standard  Manufacturer name

Bollé Safety product approval certificates to CE standards will be sent on request.

CLEANING AND STORAGE

CLEANING: The lenses should be cleaned regularly. Bollé Safety recommends only using the B-clean lens cleaning system.

MAINTENANCE: Pitted, scratched or damaged lenses must be replaced by replacing the complete product. If the frame is damaged also replace the complete product. After each use it is recommended to keep the spectacles or goggles in a microfiber pouch or rigid case.

STORAGE: All products must be stored in a dry and clean environment.

PACKAGING AND EAN13 CODE			
	NESSPSI	NESSPSF	RUSHKITS
Individual plastic bag	3660740008475	3660740008482	3660740007546
10 safety spectacles per inner box	3660740108472	3660740108489	3660740107543
240 safety spectacles per outer pack	3660740208479	3660740208486	3660740207540

CHARACTERISTICS	
LENSES	PC - 2,2 mm - Curve 10
FRAME	-
TEMPLES	PC + TPR
STRAP	Nylon/15mm/Adjustable
SPARE LENSES	No



Non-contractual pictures

31/08/2018

Europe Bollé Safety
34 rue de la Soie
69100 Villeurbanne - France
Tél. : 00 33 (0) 4 78 85 23 64
Fax : 00 33 (0) 4 78 85 28 56
contact@bolle-safety.com

U.K. Bollé Safety
Unit C83 - Barwell Business Park Leatherhead Road - Chessington
Surrey - KT9 2NY
Tél. : 00 44 (0)208 391 4700
Fax : 00 44 (0)208 391 4733
e-mail : sales@bolle-safety.co.uk

bolle-safety.com

bolle
SAFETY